

**TECHNICAL FILE:**

Toggle pushbutton



**1.- Technical specifications**

Rated voltage: 230 V ~

Rated current: 10 AX

Manufactured according CEI 60.669-1 standard

Flush mounting in universal box according EN-60-670 standard

Screw terminals (accepts from 1 mm<sup>2</sup> to 2.5 mm<sup>2</sup> cross section cable)

Earth terminal M4 screw



**2.- Material characteristics**

Body: Polyamide 66

Glow wire test: 850 °C

Terminals: Brass CuZn33

Screws: Steel CQ15. Slotted Phillips pan head. Metric thread M3.5

Toggle: Brass (chrome, antique bronze and golden finish)

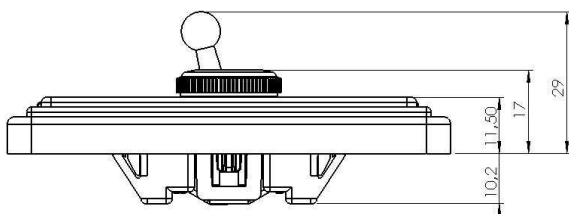
Nut: Brass (chrome, antique bronze, golden)

Frame: Cast brass (Anthracite, satin nickel, graphite, golden and antique bronze finish)

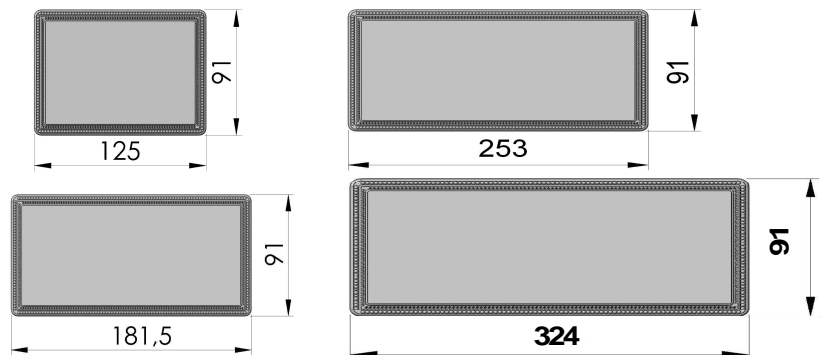
**3.- Certificate approvals**

CE certificate

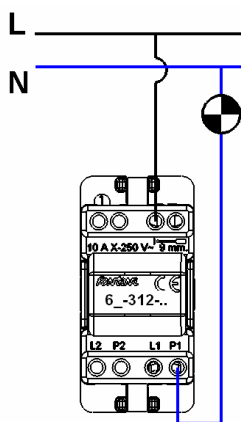
**Height dimensions** (size in mm)



**Frame dimensions** (size in mm)



## Installation diagram



## Supply Options

You can order different frame sizes and you can combine other mechanisms with a toggle pushbutton depending on the frame you choose